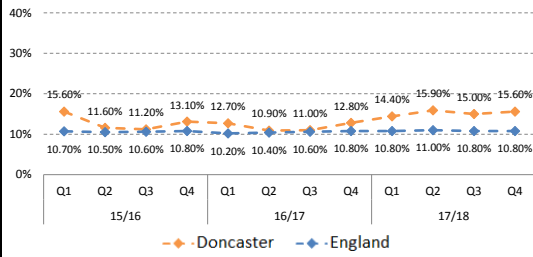


Doncaster Tobacco Control Alliance Dashboard

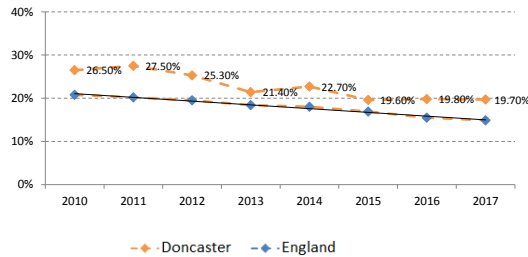
Prevalence

Mothers smoking status at delivery



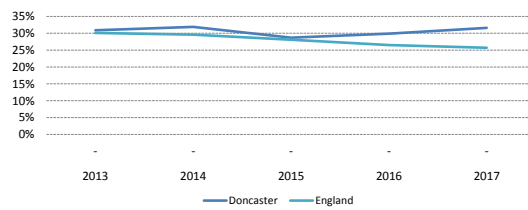
Mothers smoking status at delivery - Women know to be smokers at the time of delivery as a % of all maternities. Latest data available March 2018.

Smoking prevalence 18+ yrs



Smoking prevalence 18+ yrs - % of current smokers in the Household Survey for England. Latest data available June 2017.

Smoking prevalence R&M 18+ yrs

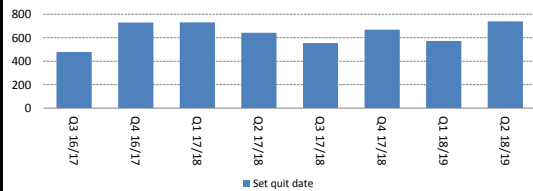


Smoking prevalence Routine & Manual 18+ yrs - % of current smokers in R&M occupations in the Household Survey for England (sample of 1,500-1,800 per quarter in Doncaster). Latest data available June 2017.

Stop Smoking Service

All smokers

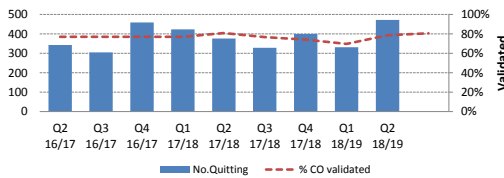
Set quit date



All clients - Total number of clients setting a quit date. Source: date - Doncaster Stop Smoking Service, Quarterly Monitoring Form. Latest data available October 2018.

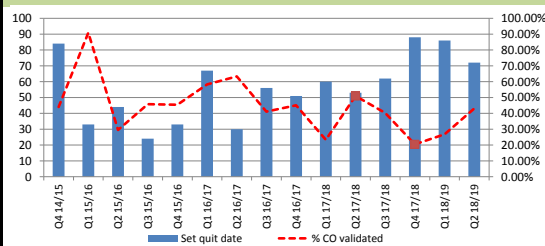
Number of smokers successful quit

Number of clients successfully quit



All clients - Total number of clients quitting (self-reported) and % validated by CO monitoring. Latest data available October 2018.

Pregnant smokers



Pregnancy only - Total number of pregnant clients setting a quit date in the quarter and the % validated by CO monitoring. Source - Doncaster Stop Smoking Service, Quarterly Monitoring Form. Latest data available October 2018.

Smoke-free homes	<h3>Domestic fires caused by smoking</h3> <h4>Doncaster rolling 12 months</h4> <p>Domestic fires caused by smoking - Rolling 12 months number of accidental dwelling fires caused by materials relating to the smoking of tobacco, including injuries or deaths arising from these incidents. Source - South Yorkshire Fire & Rescue. Jan 2018 incomplete data</p>	<h3>Smoke-free homes at new birth visit</h3> <h4>% smoke free homes at new birth visit</h4> <p>Smoke free homes - % of homes recorded as smoke-free at the new birth visit by Health Visitors. Source - RDaSH, Doncaster Community Integrated Services Performance Quarterly Report. Updated April 2018</p>																																																																					
	<h3>Underage tobacco test purchase</h3> <p>Underage tobacco test purchase - Test purchase operations carried out at licensed tobacco retailers, including those failing. Source - Doncaster Council Trading Standards Team. Latest data available January 2019.</p>	<h3>Illicit tobacco seizures</h3> <p>Seizures since the last Tobacco Control Alliance</p> <table border="1"> <thead> <tr> <th>Year</th> <th>Illicit Whites</th> <th>Counterfeit</th> <th>EU</th> <th>Total</th> <th>HRT Counterfeit</th> </tr> </thead> <tbody> <tr> <td>2015/16</td> <td>14480</td> <td>15760</td> <td>54840</td> <td>85080</td> <td>16.4kg</td> </tr> <tr> <td>2016/17</td> <td>30080</td> <td>29380</td> <td>109680</td> <td>169140</td> <td>34.0kg</td> </tr> <tr> <td>2017/18</td> <td>5599</td> <td>11876</td> <td>96656</td> <td>114131</td> <td>12.7kg</td> </tr> <tr> <td>2018/19</td> <td>3500</td> <td>8520</td> <td>47000</td> <td>59020</td> <td>19.0kg</td> </tr> </tbody> </table> <p>Illicit tobacco seizures - Illicit tobacco seizures carried out by enforcement officers within Doncaster Council. Source - Doncaster Trading Standards Team. HRT= Hand Rolling Tobacco. Latest data available January 2019.</p>	Year	Illicit Whites	Counterfeit	EU	Total	HRT Counterfeit	2015/16	14480	15760	54840	85080	16.4kg	2016/17	30080	29380	109680	169140	34.0kg	2017/18	5599	11876	96656	114131	12.7kg	2018/19	3500	8520	47000	59020	19.0kg																																							
Year	Illicit Whites	Counterfeit	EU	Total	HRT Counterfeit																																																																		
2015/16	14480	15760	54840	85080	16.4kg																																																																		
2016/17	30080	29380	109680	169140	34.0kg																																																																		
2017/18	5599	11876	96656	114131	12.7kg																																																																		
2018/19	3500	8520	47000	59020	19.0kg																																																																		
Enforcement	<h3>Smokefree policies</h3> <table border="1"> <thead> <tr> <th rowspan="2"></th> <th colspan="3">Employees</th> <th colspan="3">Premises</th> </tr> <tr> <th>Level 0</th> <th>Level 1</th> <th>Level 2</th> <th>Level 0</th> <th>Level 1</th> <th>Level 2</th> </tr> </thead> <tbody> <tr> <td>DMBC</td> <td></td> <td>✓</td> <td></td> <td></td> <td></td> <td>✓</td> </tr> <tr> <td>DCCG</td> <td></td> <td></td> <td>✓</td> <td></td> <td></td> <td>✓</td> </tr> <tr> <td>RDaSH</td> <td></td> <td></td> <td>✓</td> <td></td> <td></td> <td>✓</td> </tr> <tr> <td>DBHFT</td> <td></td> <td>✓</td> <td></td> <td></td> <td></td> <td></td> </tr> <tr> <td>SLHD</td> <td></td> <td></td> <td></td> <td></td> <td></td> <td>✓</td> </tr> <tr> <td>SWYFT</td> <td></td> <td></td> <td>✓</td> <td></td> <td></td> <td>✓</td> </tr> <tr> <td>SY Fire Service</td> <td></td> <td>✓</td> <td></td> <td>✓</td> <td></td> <td></td> </tr> <tr> <td>SY Police</td> <td></td> <td></td> <td></td> <td></td> <td></td> <td></td> </tr> </tbody> </table> <p>Smokefree policies - Policies held by members of the TCA. 'Employees' relates smoking in uniform or on duty. Premises relates to smoking on organisation grounds. Level 0 = no policy. Level 1 = policy in place but not actively enforced. Level 2 = policy in place and actively enforced.</p>		Employees			Premises			Level 0	Level 1	Level 2	Level 0	Level 1	Level 2	DMBC		✓				✓	DCCG			✓			✓	RDaSH			✓			✓	DBHFT		✓					SLHD						✓	SWYFT			✓			✓	SY Fire Service		✓		✓			SY Police							
			Employees			Premises																																																																	
Level 0		Level 1	Level 2	Level 0	Level 1	Level 2																																																																	
DMBC		✓				✓																																																																	
DCCG			✓			✓																																																																	
RDaSH			✓			✓																																																																	
DBHFT		✓																																																																					
SLHD						✓																																																																	
SWYFT			✓			✓																																																																	
SY Fire Service		✓		✓																																																																			
SY Police																																																																							
Health outcomes	<h3>Low birth weight babies</h3> <p>Low birth weight babies - Live and stillborn infants with birth weight <2,500g as a % of a all live and still born infants with recorded weight. Source - PHE, Public Health Outcomes Framework web tool. Latest data available December 2016.</p>	<h3>Emerg adms for resp infections <16yrs</h3> <p>Emergency admissions for lower respiratory tract infections <16yrs - Indirectly Standardised Rate per 100,000. Primary diagnosis of ICD10 codes J10.0, J11.0, J11.1, J12.-, J13, J14, J15.-, J16.-, J18.0, J18.1, J18.9, J21.-. Source - HSCIC Indicator Portal.</p>																																																																					
	<h3>Smoking attributable hospital admissions</h3> <p>Directly standardised rate of Smoking Attributable Admissions in people aged 35 and over. Source Public Health Outcome Framework, Local Tobacco Control Profiles. Latest data at June 2017.</p>	<h3>Smoking attributable mortality</h3> <p>Directly Standardised Rate of smoking attributable mortality. Source Public Health Outcome Framework, Local Tobacco Control Profile. Latest data at June 2017.</p>																																																																					
	<p>Partnership</p>																																																																						